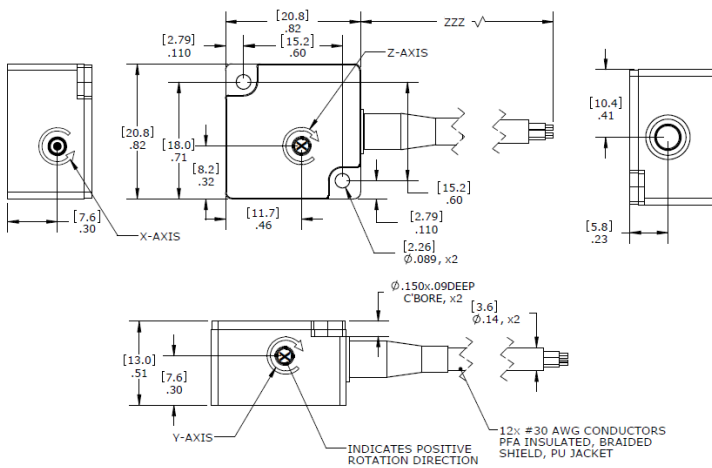


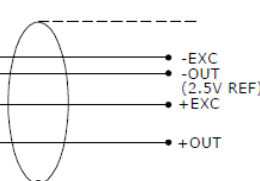
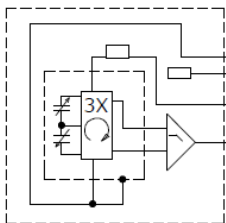


DIMENSIONS



RATE SENSOR HOUSING

CABLE ASSEMBLY SHIELD



	X	Y	Z
-EXC	BLK/BLU	BLK/YEL	BLK
-OUT (2.5V REF)	WHT/BLU	WHT/YEL	WHT
+EXC	RED/BLU	RED/YEL	RED
+OUT	GRN/BLU	GRN/YEL	GRN

MODEL 603

Triaxial Rate Sensor

SPECIFICATIONS

- MEMS Triaxial Rate Sensor
- ± 500 to $\pm 24,000^\circ/\text{sec}$ Rate Range
- Silicon MEMS, Lightweight
- Rugged Shock Resistant Housing

The Model 603 is a small, lightweight triaxial rate sensor designed for high impact testing. The sensor utilizes reliable silicon MEMS sensing elements with custom electronics in angular rate ranges of ± 500 to $\pm 24,000 \text{deg/sec}$. The model 603 is packaged in a shock resistant housing specifically designed for critical measurement applications such as automotive safety, biomechanics and aerospace testing.

FEATURES

- Low Noise Jacketed Cables
- Rugged Integral Strain Relief
- Reliable Silicon MEMS Sensors
- -40 to $+105^\circ\text{C}$ Temperature Range
- Shock Resistant Package
- 5-16Vdc Excitation Voltage

APPLICATIONS

- Auto Safety Crash Testing
- Aerospace Testing
- Pedestrian Impact
- Rollover Testing
- Motorsports
- Biomechanics Testing
- Robotic System Design

MODEL 603

Triaxial Rate Sensor

PERFORMANCE SPECIFICATIONS

All values are typical at +24°C and 10Vdc excitation unless otherwise stated. Measurement Specialties reserves the right to update and change these specifications without notice.

Parameters

DYNAMIC (RATE SENSORS)

	-0100	-0500	-1500	-6000	-12K	-18K	-24K	Notes
Dash Number								See Ordering Info
Range (deg/sec)	±100	±500	±1500	±6000	±12K	±18K	±24K	
Sensitivity (mV/deg/sec)	20.0	4.00	1.33	0.333	0.167	0.111	0.083	Not ratiometric
Frequency Response (Hz)	0-1000	0-1000	0-1000	0-1000	0-2000	0-2000	0-2000	+1dB/-3dB
Non-Linearity (%FSO)	±0.5	±0.5	±0.5	±0.5	±0.5	±0.5	±0.5	BFSL
Cross-Axis Sensitivity (%)	<1	<1	<1	<1	<1	<1	<1	
Shock Limit (g)	3000	3000	3000	3000	5000	5000	5000	
Residual Noise (mV RMS)	18.0	3.66	1.20	2.38	1.22	1.20	1.20	Passband

ELECTRICAL

Zero Acceleration Output (mV), Rate Sensors	±100							Differential
Excitation Voltage (Vdc), Rate Sensors	5 to 16							
Excitation Current (mA), Rate Sensors	<8							
Influence of Linear Acceleration (deg/sec/g)	0.1							
Common Mode Voltage (Vdc), Rate Sensors	2.5							±5%
Full Scale Output Voltage (Vpk), Rate Sensors	±2							±15%
Output Resistance (Ω), Rate Sensors	400							
Insulation Resistance (MΩ)	>100							@100Vdc
Turn On Time (msec), Rate Sensors	<100							
Ground Isolation	Isolated from Mounting Surface							

ENVIRONMENTAL

Thermal Zero Shift, Rate Sensors (%FSO)	±2.5							-40 to +105°C
Thermal Sensitivity Shift, Rate Sensors (%)	±2.0							-40 to +105°C
Operating Temperature (°C)	-40 to +105							
Humidity (Active Element & Electronics)	Hermetically Solder Seal							
Humidity (Housing)	Epoxy Sealed, IP65							

PHYSICAL

Case Material	Anodized Aluminum
Cable	12x #30AWG Cond PFA Insulated, Braided Shield, PU Jacket
Weight (cable not included)	8.5 grams
Mounting	2x #2.56 or M2 Mounting Screw
Mounting Torque	4 lb-in (0.45 N-m)

¹ Output is ratiometric to excitation voltage

Calibration supplied: CS-ARLIN NIST Traceable Linearity Calibration to FS Range

Supplied accessories: AC-D03548 2x #2-56 (3/4" length) Socket Head Cap Screw

Optional accessories: 121 3-Channel Precision Low Noise DC Amplifier

The information in this sheet has been carefully reviewed and is believed to be accurate; however, no responsibility is assumed for inaccuracies. Furthermore, this information does not convey to the purchaser of such devices any license under the patent rights to the manufacturer. Measurement Specialties, Inc. reserves the right to make changes without further notice to any product herein. Measurement Specialties, Inc. makes no warranty, representation or guarantee regarding the suitability of its product for any particular purpose, nor does Measurement Specialties, Inc. assume any liability arising out of the application or use of any product or circuit and specifically disclaims any and all liability, including without limitation consequential or incidental damages. Typical parameters can and do vary in different applications. All operating parameters must be validated for each customer application by customer's technical experts. Measurement Specialties, Inc. does not convey any license under its patent rights nor the rights of others.

MODEL 603

Triaxial Rate Sensor

ORDERING INFORMATION

PART NUMBERING Model Number+Rate Range+Cable Length

603-RRRR-ZZZ

I I Cable (120 is 120 inches)

I Rate Range (-0500 for 500deg/sec, -6000 for 6000deg/sec, -12K for 12000deg/sec)

Example: 603-6000-120

Model 603, 6000deg/sec, 120" Cable

NORTH AMERICA

Measurement Specialties, Inc.,
a TE Connectivity Company
1000 Lucas Way
Hampton, VA 23666
USA
Tel: +1-800-745-8008 or
+1-757-766-1500
Fax: +1-757-766-4297
Sales: pvg.cs.amer@meas-spec.com

EUROPE

MEAS France SAS
a TE Connectivity Company
26 Rue des Dames
F78340 Les Clayes-sous-Bois
France
Tel: +33 (0) 130 79 33 00
Fax: +33(0) 134 81 03 59
Sales: pfg.cs.emea@meas-spec.com

ASIA

Measurement Specialties (China), Ltd.,
a TE Connectivity Company
No. 26 Langshan Road
Shenzhen High-Tech Park (North)
Nanshan District, Shenzhen 518057
China
Tel: +86 755 3330 5088
Fax: +86 755 3330 5099
Sales: pfg.cs.asia@meas-spec.com

TE.com/sensorsolutions

Measurement Specialties, Inc., a TE Connectivity company.

Measurement Specialties, TE Connectivity, TE Connectivity (logo) and EVERY CONNECTION COUNTS are trademarks. All other logos, products and/or company names referred to herein might be trademarks of their respective owners.

The information given herein, including drawings, illustrations and schematics which are intended for illustration purposes only, is believed to be reliable. However, TE Connectivity makes no warranties as to its accuracy or completeness and disclaims any liability in connection with its use. TE Connectivity's obligations shall only be as set forth in TE Connectivity's Standard Terms and Conditions of Sale for this product and in no case will TE Connectivity be liable for any incidental, indirect or consequential damages arising out of the sale, resale, use or misuse of the product. Users of TE Connectivity products should make their own evaluation to determine the suitability of each such product for the specific application.

© 2015 TE Connectivity Ltd. family of companies All Rights Reserved.