



LL-01 SERIES – POWER LOOP

SPECIFICATIONS

- Proven ultrasonic technology combined with compact electronics
- Improved performance in aerated liquids
- Cost effective design for tight spaces and direct replacement of electro optical and mechanical float switch

The LL-01 series Ultrasonic Sentio™ Miniature Liquid Level Switch uses proven ultrasonic technology combined with compact electronics yielding improved performance in aerated liquids.

FEATURES

Standard Features

- High pressure up to 250 PSIG (1724 Kpa)
- No moving parts, easy to install
- Input 5 to 30 VDC
- Filter techniques enhance performance

Optional Features

- 3.3 volt input power
- Electropolishing
- Higher pressure up to 500 PSIG (3447 Kpa)
- Relay output, 0.5 amp SPST – NO or NC

APPLICATIONS

- Pump protection
- Storage tanks
- Compressors
- Medical and laboratory equipment
- Hydraulic supply lines
- Oil film detection
- Coolant reservoirs
- Boiler water cutoff
- Sewage systems
- Pipe lines
- Hydraulic and lube reservoirs
- Chillers

PERFORMANCE SPECIFICATIONS

Parameter	Typical Value
Repeatability	2 mm or better
Delay	0.5 seconds
Input Power	5 to 30 VDC
Leakage Current	Less than 50 μ A
Output (standard)	Wet 20 \pm 1 mA; Dry 4 \pm 1 mA

Parameter	Typical Value
Sensor Material	316L Stainless Steel
Temperature	-20 to +176° F (-29 to 80 °C)
Operating Pressure	Up to 250 psig (1724 Kpa)
Mounting	1/4" NPT, 1/2" NPT
Cable Length	1, 4, 10, & 20 foot available

MECHANICAL DIMENSIONS IN INCHES [MM]

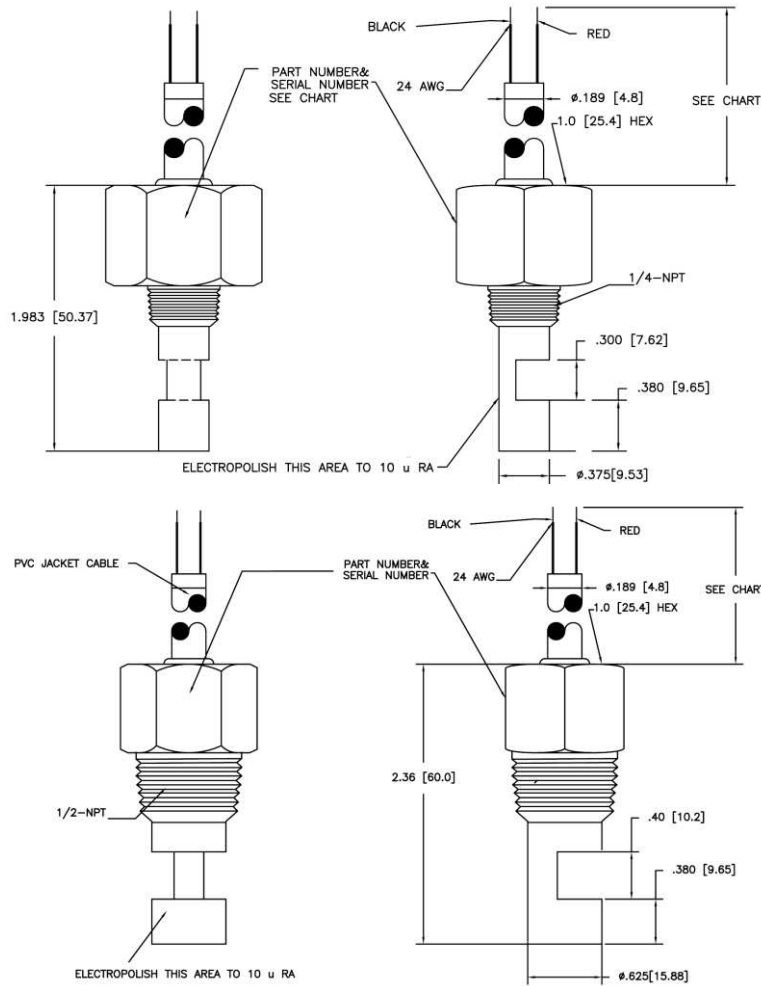


Figure 1: Top - LL-01 series element with 1/4" NPT sensor mounting
 Bottom - LL-01 series element with 1/2" NPT sensor mounting

TYPICAL WIRING DIAGRAM


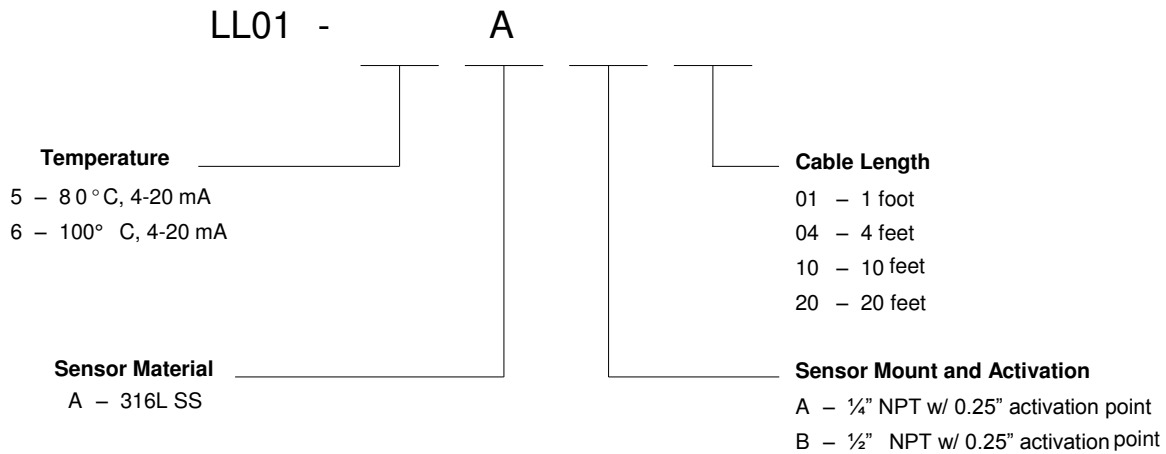


Figure 2: Typical wiring diagram for LL-01 series elements

ORDERING INFORMATION



TE.com/sensorsolutions

Measurement Specialties, Inc., a TE Connectivity company.

Measurement Specialties, TE Connectivity, TE Connectivity (logo) and EVERY CONNECTION COUNTS are trademarks. All other logos, products and/or company names referred to herein might be trademarks of their respective owners.

The information given herein, including drawings, illustrations and schematics which are intended for illustration purposes only, is believed to be reliable. However, TE Connectivity makes no warranties as to its accuracy or completeness and disclaims any liability in connection with its use. TE Connectivity's obligations shall only be as set forth in TE Connectivity's Standard Terms and Conditions of Sale for this product and in no case will TE Connectivity be liable for any incidental, indirect or consequential damages arising out of the sale, resale, use or misuse of the product. Users of TE Connectivity products should make their own evaluation to determine the suitability of each such product for the specific application.

© 2015 TE Connectivity Ltd. family of companies All Rights Reserved.