

FMT

Load Washer Cell

SPECIFICATIONS

- ◆ High Temperature on Request
- ◆ Washer load cell
- ◆ Range 20 kN to 320 kN [4 klbf to 64 klbf]
- ◆ Ranges compatible with screw dimensions
- ◆ High stiffness

TE CONNECTIVITY's washer load cell, model **FMT**, is designed to measure clamping and screwing forces. The sensor design reduces the hysteresis and sensitivity variations associated with torque generated by friction during tightening. The **FMT** has a high stiffness and can be used in static and dynamic applications.

With a long standing experience as a designer and manufacturer of sensors, TE CONNECTIVITY often works with customers to design or customize sensors for specific uses and testing environments.

On request, Instruction documents can be provided to ease the selection and use of our sensors and provide helpful tips.

FEATURES

- ◆ Screw dimensions
- ◆ Compression
- ◆ For Static and Dynamic Applications
- ◆ Support Washer Provided

APPLICATIONS

- ◆ Monitoring Blot Clamping for Bridges
- ◆ Process Control Equipment
- ◆ Robotics and Effectors
- ◆ Laboratory and Research



STANDARD RANGES

Model	FMT6	FMT8	FMT10	FMT12	FMT14	FMT16	FMT18	FMT20	FMT22	FMT24
Ranges in N (FS)	20k	35k	55k	80k	110k	140k	180k	220k	270k	320k
Ranges in lbf	4k	7k	11k	16k	22k	28k	36k	44k	54k	64k

PERFORMANCE SPECIFICATIONS (typical values at temperature 23±3°C)

PARAMETERS	
Operating Temperature Range (OTR)	-20 to 80° C [-4 to 176° F]
Compensated Temperature Range (CTR)	0 to 60° C [32 to 140° F]
Thermal Zero Shift in CTR	<0.5% F.S. / 50° C [100° F]
Thermal Sensitivity Shift in CTR	<1% of reading / 50° C [100° F]
Over-Range	
Without Damage	1.5 x F.S.
Without Destruction	3 x F.S.
Accuracy	
Combined Non-Linearity & Hysteresis	From 1-5% F.S.

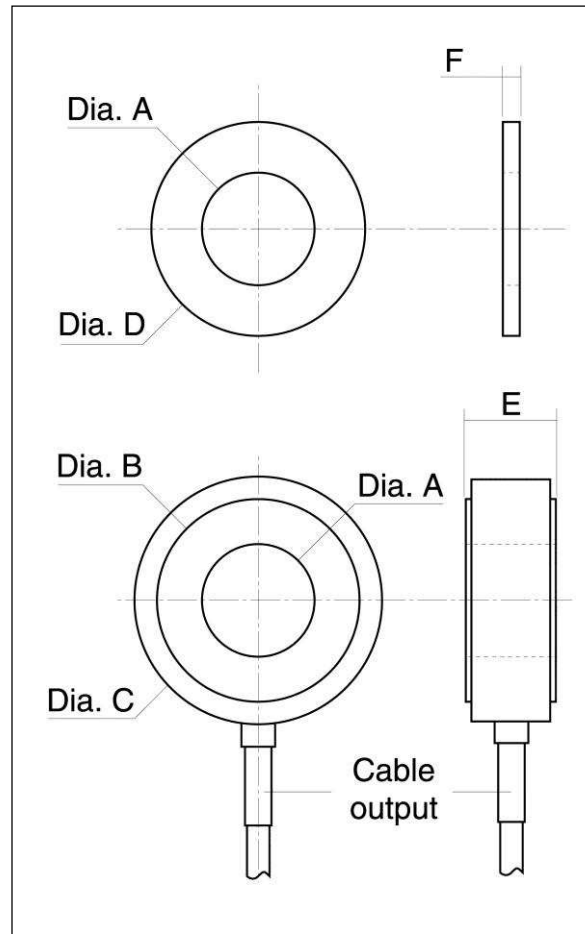
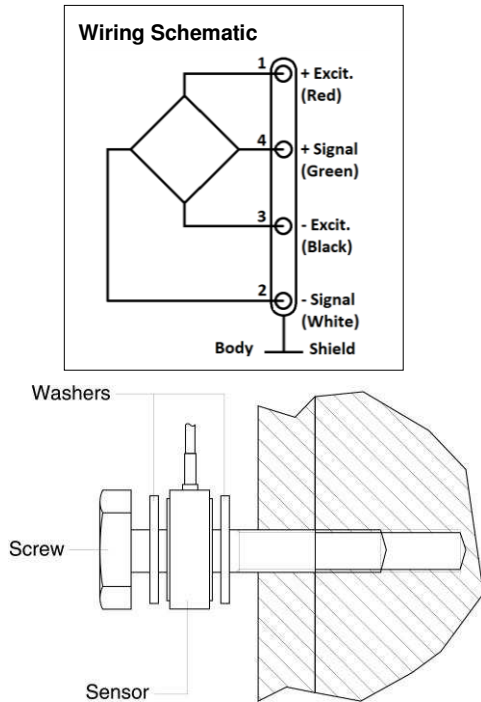
Electrical Characteristics

Model	FMT
Supply Voltage	1 to 10 dc
Sensitivity "FSO" ¹²	1.5mV/V
Zero Offset	±1mV
Input Impedance	700Ω
Output Impedance	700Ω
Insulation under 50Vdc	≥100MΩ

Notes

1. Sensors are calibrated with 10Vdc power supply as standard.
2. Signal goes negative in compression with standard wiring configuration
3. Electrical Termination: Shielded cable, standard length 2 m [6.5 ft] with strain relief spring
4. Materials: Body in stainless steel, cover in aluminium alloy
5. Support Washer: Steel
6. CE conformance according to EN 61010-1, EN 50081-1, EN 50082-1

DIMENSIONS & WIRING SCHEMATIC (IN METRIC AND IMPERIAL)



Safe practice:

Due to the FMT's small size and stiffness, a certain number of mounting precautions should be observed during installation:

- The force should be uniformly distributed over the surface of the sensor.
- Surfaces in contact with the sensor should be uniform and parallel.
- We recommend that washers (supplied by TESS) be mounted between the surfaces and the sensor so that the washers are crushed during tightening. This helps to distribute the force more evenly. Linearity response is function of this caution.

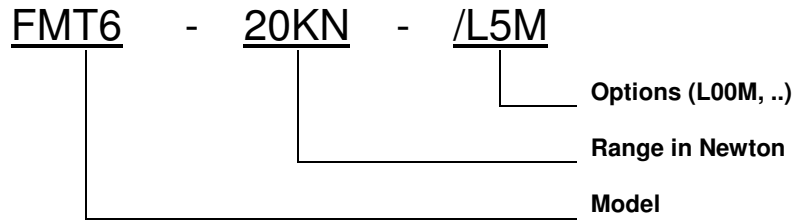
Dimensions in mm [inch]

Model	FMT6	FMT8	FMT10	FMT12	FMT14	FMT16	FMT18	FMT20	FMT22	FMT24
Ranges in N [in lbf]	20k [4k]	35k [7k]	55k [11k]	80k [16k]	110k [22k]	140k [28k]	180k [36k]	220k [44k]	270k [54k]	320k [64k]
A	6.1 [0.24]	8.1 [0.32]	10.1 [0.40]	12.1 [0.48]	14.1 [0.56]	16.1 [0.63]	18.1 [0.71]	20.1 [0.79]	22.1 [0.87]	24.1 [0.95]
B	11 [0.43]	14.5 [0.57]	18 [0.71]	22 [0.87]	25.5 [1.00]	29 [1.14]	32.5 [1.28]	36 [1.42]	40 [1.57]	43.5 [1.71]
C	18 [0.71]	21 [0.83]	25 [0.98]	29 [1.14]	32 [1.26]	36 [1.42]	39 [1.54]	43 [1.69]	48 [1.89]	50 [1.97]
D	12.7 [0.50]	19 [0.75]	22 [0.87]	25 [0.98]	28 [1.10]	32 [1.26]	34 [1.34]	38 [1.50]	44 [1.73]	48 [1.89]
E	6.5 [0.26]	10 [0.39]	11 [0.43]	11.5 [0.45]	12.5 [0.49]	13.5 [0.53]	15 [0.59]	16 [0.63]	17 [0.67]	19 [0.75]
F	1.5 [0.06]	1.5 [0.06]	2 [0.08]	2 [0.08]	2 [0.08]	3.2 [0.13]	3.2 [0.13]	3.2 [0.13]	3.2 [0.13]	3.2 [0.13]

OPTIONS

V00 : Non-standard power supply calibration, replace "00" with value in Volt (standard 10Vdc)

L00M : special cable length, replace "00" with total length in meters.

ORDERING INFO**SUPPLIED ACCESSOIRES**

Two soft metal flat washers

**NORTH AMERICA**

Measurement Specialties, Inc.,
a TE Connectivity Company
Phone: +1 800 522 6752
Email: customercare.fmt@te.com

EUROPE

Measurement Specialties (Europe), Ltd.
a TE Connectivity Company
Phone: +31 73 624 6999
Email: customercare.lcsb@te.com

ASIA

Measurement Specialties (China), Ltd.,
a TE Connectivity Company
Phone +86 400 820 6015
Email: customercare.shzn@te.com

TE.com/sensorsolutions

Measurement Specialties, Inc., a TE Connectivity company.

Measurement Specialties, TE Connectivity, TE Connectivity (logo) and EVERY CONNECTION COUNTS are trademarks. All other logos, products and/or company names referred to herein might be trademarks of their respective owners.

The information given herein, including drawings, illustrations and schematics which are intended for illustration purposes only, is believed to be reliable. However, TE Connectivity makes no warranties as to its accuracy or completeness and disclaims any liability in connection with its use. TE Connectivity's obligations shall only be as set forth in TE Connectivity's Standard Terms and Conditions of Sale for this product and in no case will TE Connectivity be liable for any incidental, indirect or consequential damages arising out of the sale, resale, use or misuse of the product. Users of TE Connectivity products should make their own evaluation to determine the suitability of each such product for the specific application.

© 2015 TE Connectivity Ltd. family of companies All Rights Reserved.