

MODEL 4835A ACCELEROMETER

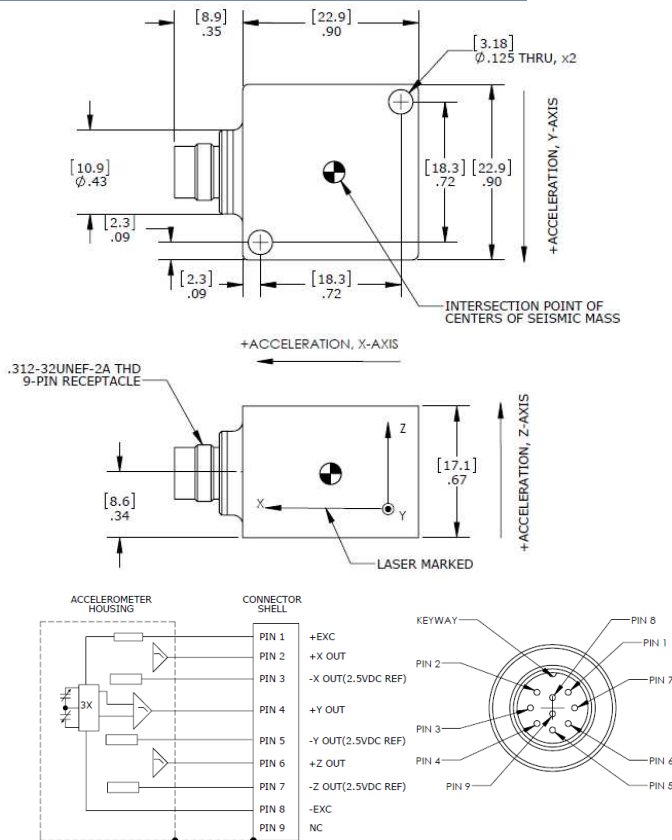


SPECIFICATIONS

- ◆ MEMS Triaxial Accelerometer
- ◆ Ultra-Stable, DC Response
- ◆ Light Weight Welded Titanium
- ◆ <2% Total Error Band

The **Model 4835A** is an ultra-stable MEMS triaxial accelerometer in a rugged, welded Titanium package. The variable capacitance MEMS accelerometer incorporates integral temperature compensation that provides a stable output over a wide temperature range from -55°C to +125°C. Offered in ranges from ± 2 to $\pm 200g$, the **model 4835A** accelerometer also provides a wide bandwidth from DC to 1000Hz for both static and dynamic measurements.

DIMENSIONS



FEATURES

- ◆ $\pm 2g$ to $\pm 200g$ Dynamic Range
- ◆ Amplified Output
- ◆ 8-36Vdc Excitation Voltage
- ◆ Hermetically Sealed, Detachable Cable
- ◆ Gas Damped MEMS Element
- ◆ Temperature Compensated
- ◆ Low Transverse Sensitivity

APPLICATIONS

- ◆ Low Frequency Monitoring
- ◆ Transportation
- ◆ Flight Testing
- ◆ Machine Control
- ◆ Road Vehicle Testing
- ◆ Trains



PERFORMANCE SPECIFICATIONS

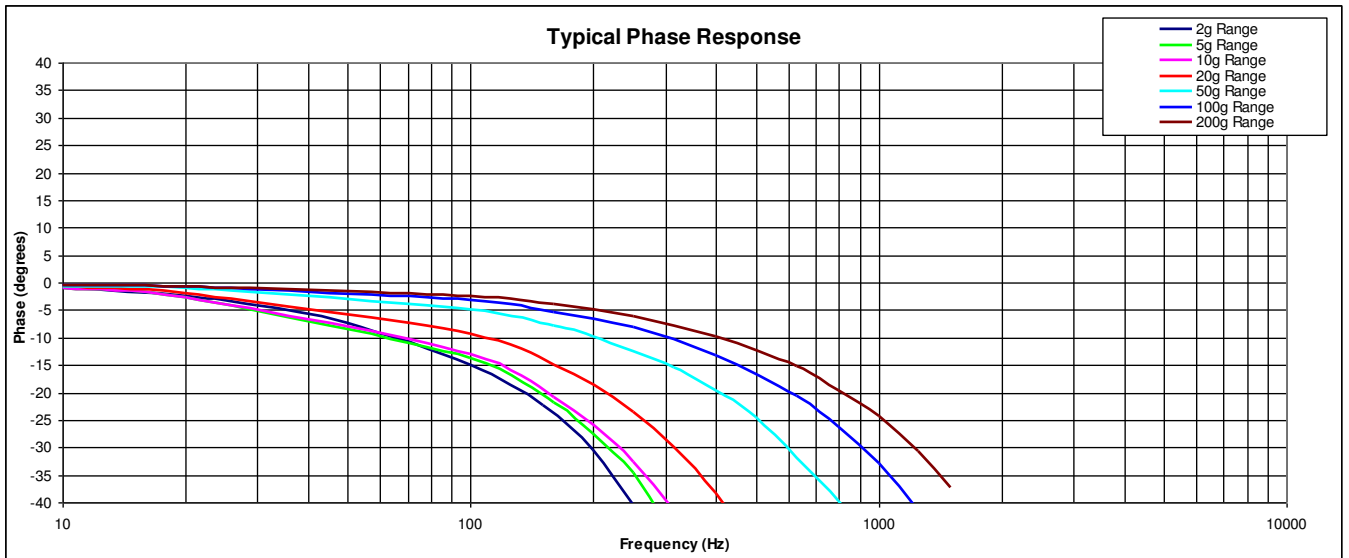
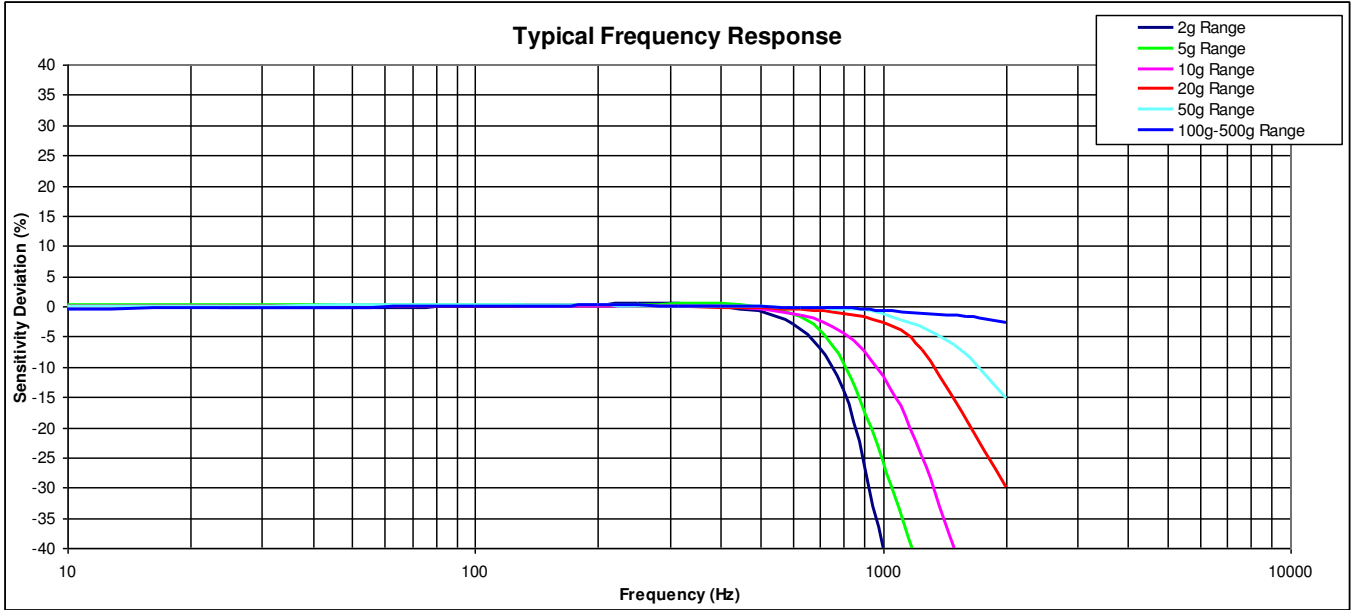
All values are typical at +24°C, 80Hz and 12Vdc excitation unless otherwise stated. Measurement Specialties reserves the right to update and change these specifications without notice.

Parameters									Notes
DYNAMIC									
Range (g)	±2	±5	±10	±30	±50	±100	±200		
Sensitivity (mV/g)	1000	400	200	67	40	20	10		
Frequency Response (Hz)	0-200	0-600	0-800	0-800	0-800	0-1000	0-1000		±5%
Non-Linearity (%FSO)	±1.0	±1.0	±1.0	±1.0	±1.0	±1.0	±1.0		
Transverse Sensitivity (%)	<2	<2	<2	<2	<2	<2	<2		
Damping Ratio	0.7	0.7	0.7	0.7	0.7	0.7	0.6		
Shock Limit (g)	2000	5000	5000	5000	5000	5000	5000		
Residual Noise (µV RMS)	550	700	750	750	750	800	800		Passband
ELECTRICAL									
Zero Acceleration Output (mV)	±50								Differential
Excitation Voltage (Vdc)	8 to 36								
Excitation Current (mA)	<15								
Full Scale Output Voltage (V)	±2								
Output Impedance (Ω)	<100								
Insulation Resistance (MΩ)	>100								@100Vdc
Turn On Time (msec)	<100								
Ground Isolation	Isolated from Mounting Surface								
ENVIRONMENTAL									
Thermal Zero Shift (%FSO/°C)	±0.004								Typical
Thermal Sensitivity Shift (%/°C)	±0.010								Typical
Operating Temperature (°C)	-55 to 121								
Storage Temperature (°C)	-55 to 121								
Humidity	Hermetically Sealed, IP67 ¹								
Total Error Band (%)	<2 (RSS of Non-Linearity, Thermal Zero Shift, and Thermal Sensitivity Shift)								
PHYSICAL									
Case Material	Titanium								
Weight (grams)	22								
Mounting	2x #4 or M3 Screws								
Mounting Torque	6 lb-in (0.7 N-m)								

¹ Mating cable needs to also have minimum IP67 rating and be properly sealed to accelerometer connector in accordance with IEC 60529.

Calibration supplied:	CS-FREQ-0100	NIST Traceable Amplitude Calibration from 20Hz to ±5% Frequency Response Limit
Supplied accessories:	AC-D02995	2x #4-40 (7/8" length) Socket Head Cap Screw and Washer
Optional accessories:	371-120 121	Mating Cable Assembly, (XXX designates length in inches, 10ft standard) 3-Channel Precision Low Noise DC Amplifier

The information in this sheet has been carefully reviewed and is believed to be accurate; however, no responsibility is assumed for inaccuracies. Furthermore, this information does not convey to the purchaser of such devices any license under the patent rights to the manufacturer. Measurement Specialties, Inc. reserves the right to make changes without further notice to any product herein. Measurement Specialties, Inc. makes no warranty, representation or guarantee regarding the suitability of its product for any particular purpose, nor does Measurement Specialties, Inc. assume any liability arising out of the application or use of any product or circuit and specifically disclaims any and all liability, including without limitation consequential or incidental damages. Typical parameters can and do vary in different applications. All operating parameters must be validated for each customer application by customer's technical experts. Measurement Specialties, Inc. does not convey any license under its patent rights nor the rights of others.



ORDERING INFORMATION

PART NUMBERING Model Number+Range

4835A-GGGG-C
|_____Range (0010 is 10g)

Example: 4835A-0010-C
 Model 4835A, 10g Range



NORTH AMERICA

Measurement Specialties, Inc.,
a TE Connectivity Company
Tel: 800-522-6752
Email: customercare.hmpt@te.com

EUROPE

MEAS France SAS
a TE Connectivity Company
Tel: 800-440-5100
Email: customercare.lcsb@te.com

ASIA

Measurement Specialties (China), Ltd.,
a TE Connectivity Company
Tel: 0400-820-6015
Email: customercare.shzn@te.com

TE.com/sensorsolutions

Measurement Specialties, Inc., a TE Connectivity company.

Measurement Specialties, TE Connectivity, TE Connectivity (logo) and EVERY CONNECTION COUNTS are trademarks. All other logos, products and/or company names referred to herein might be trademarks of their respective owners.

The information given herein, including drawings, illustrations and schematics which are intended for illustration purposes only, is believed to be reliable. However, TE Connectivity makes no warranties as to its accuracy or completeness and disclaims any liability in connection with its use. TE Connectivity's obligations shall only be as set forth in TE Connectivity's Standard Terms and Conditions of Sale for this product and in no case will TE Connectivity be liable for any incidental, indirect or consequential damages arising out of the sale, resale, use or misuse of the product. Users of TE Connectivity products should make their own evaluation to determine the suitability of each such product for the specific application.

© 2015 TE Connectivity Ltd. family of companies All Rights Reserved.