



11207AC

ANGULAR RATE GYRO SENSOR

SPECIFICATIONS

- ◆ High Stability
- ◆ Low Noise Vibration Rejecting Rate Gyro ± 250 , ± 300 , $\pm 450^\circ/\text{sec}$ Interchangeable
- ◆ Rugged Design

Uniaxial Angular Rate Gyro

An advanced differential sensor design rejects linear acceleration and vibration influences, making the Measurement-Specialties 11207AC Angular Rate Gyro extremely stable, even in high shock and vibration environments. A tough, compact housing holds potted electronics and a shielded 22 AWG cable. Its cubical form allows mounting with the sensing axis oriented in any direction.

The voltage output of the 11207AC is directly proportional to the rotational rate about its axis. The DC-coupled output is fully scaled, referenced, and temperature compensated. When used in demanding temperature environments, gain compensation makes the 11207AC one of the most accurate angular rate gyros available.

IdentiCal™ Interchangeable Sensors eliminate the management of calibration data and allow convenient interchangeability of individual sensors. With standardized sensitivity and offset, there is no need to enter new parameters for each unit. Perfect for high volume use

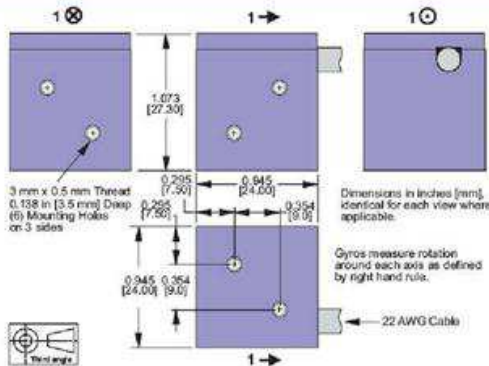
FEATURES

- ◆ High Stability and Low Noise
- ◆ IdentiCal™ Interchangeable Sensor Rugged for Harsh Environments.
- ◆ High Accuracy and Linearity over Wide Temperature Range
- ◆ Small Size, Robust Power Supply Regulation Three Year Warranty

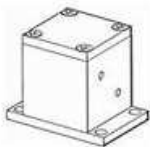
APPLICATIONS

- ◆ Accurate measurement of angular rates
- ◆ Monitor rotation rates for safety, maintenance, and usage, Specialized configurations available

dimensions

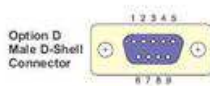


6061-T6 aluminum case with electroless nickel finish plus integrated cable with shield bonded at the case.



Shown with mounting adapter 34170B (sold separately)

connections



Pin	1	2	3	4	5	6	7	8	9
Signal	G1+	Signal-	Not Used	Not Used	Not Used	Not Used	Not Used	+Vv	-Gnd
Wire	Green	Blue						Orange	White

SPECIFICATIONS FOR 11207AC - improved specifications available upon request

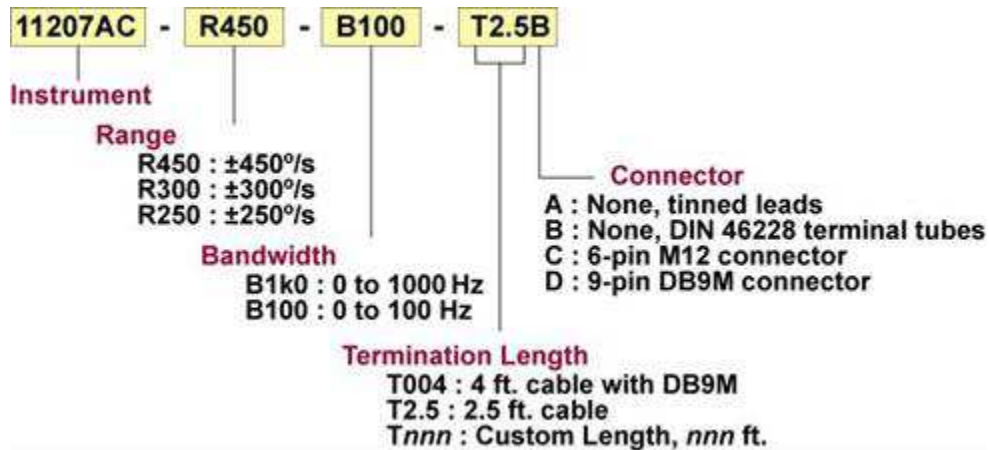
TA = Tmin to Tmax ; 10 ≤ VS ≤ 36 V; Acceleration = ±1 g, Angular Rate = 0°/sec unless otherwise noted; within one year of calibration

PARAMETERS	MIN	TYPICAL	MAX	UNITS	CONDITIONS/NOTES
Range & Sensitivity* at 25 °C					
Option R250		9		mV/°/sec	Must specify via Option Rnnn, See Ordering Info
Option R300		7.5		mV/°/sec	
Option R450		5.		mV/°/sec	
Sensitivity Drift 25°C to Tmin or Tmax			±1.0	% FSR	
Offset at 25 °C Zero g Bias Level		2.500		V	
Offset Drift 25 °C to Tmin or Tmax		±1.0	±6.0	°/sec	
Alignment		±1.5		degrees	Deviation from ideal axes
g Sensitivity		0.015		°/sec/g	Affects offset
Nonlinearity		0.01		% FSR	Best fit straight line
Frequency Response	0		1000	Hz	Upper cutoff per Option Bnnn, -3dB pt ±10%
Noise Density		0.01		°/sec/√Hz	TA = 25°C
Output Voltage Swing	0.25		4.75	V	Iout = 1 mA, capacitive load <1000 pF
Power Supply (VS)					
Input Voltage Limits	-80		+80	V	-80V continuous, >38 V if ≤ 550ms, duty <1%
Input Voltage - Operating	+10		+36	V	
Input Current		10		mA	No load, quiescent
Rejection Ratio		>120		dB	DC
Temperature Range (TA)	-40		+85	°C	
Mass		38		grams	
Shock Survival	-10,000		+10,000	g	Any axis for 0.5ms, powered or unpowered

Data subject to change without notice

*IndentiCal™ sensors are interchangeable, any with same range have same value

ORDERING INFORMATION





NORTH AMERICA

Measurement Specialties, Inc.,
a TE Connectivity Company
Phone +1-800-522-6752
Email: customercare.akrn@te.com

EUROPE

MEAS France SAS
a TE Connectivity Company
Phone: +49-800-440-5100
Email: customercare.tlse@te.com

ASIA

Measurement Specialties (China), Ltd.,
a TE Connectivity Company
Phone: +86-400-820-6015
Email: customercare.shzn@te.com

TE.com/sensorsolutions

Measurement Specialties, Inc., a TE Connectivity company.

Accustar, American Sensor Technologies, AST, ATEXIS, DEUTSCH, IdentiCal, TruBlue, KPSI, Krystal Bond, Microfused, UltraStable, Measurement Specialties, MEAS, Schaevitz, TE Connectivity, TE, and the TE connectivity (logo) are trademarks of the TE Connectivity Ltd. family of companies. Other logos, product and company names mentioned herein may be trademarks of their respective owners.

The information given herein, including drawings, illustrations and schematics which are intended for illustration purposes only, is believed to be reliable. However, TE Connectivity makes no warranties as to its accuracy or completeness and disclaims any liability in connection with its use. TE Connectivity's obligations shall only be as set forth in TE Connectivity's Standard Terms and Conditions of Sale for this product and in no case will TE Connectivity be liable for any incidental, indirect or consequential damages arising out of the sale, resale, use or misuse of the product. Users of TE Connectivity products should make their own evaluation to determine the suitability of each such product for the specific application.